



Steel Materials

GALVANIZED V TRACK



GALVANIZED V TRACK
12 G. X 20'

STEEL MOLDED CAP RAIL




	O.D.	Inside	Length
HR134	1-3/4"	1"	20'
HR2	2"	1-1/4"	20'
HR214	2-1/4"	1-1/2"	20'

GALVANIZED TOP TRACK




OTG	2-7/16" X 1-7/8" X 20' 16G.
OTM	2" X 1-7/8" X 20' 16G.
OTS	1-1/4" X 1-1/4" X 20' 16G.

STEEL FLAT BAR



CODE	SIZE
FB1812	1/8" X 1/2" X 20'
FB1834	1/8" X 3/4" X 20'
FB1811	1/8" X 1" X 20'
FB18114	1/8" X 1-1/4" X 20'
FB18112	1/8" X 1-1/2" X 20'
FB2	1/8" X 2" X 20'
FB1412	1/4" X 1/2" X 20'
FB1434	1/4" X 3/4" X 20'
FB141	1/4" X 1" X 20'
FB31612	3/16" X 1/2" X 20'
FB31634	3/16" X 3/4" X 20'
FB3161	3/16" X 1" X 20'
FB3834	3/8" X 3/4" X 20'
FB3858	3/8" X 5/8" X 20'

STEEL TUBING



CODE	SIZE
TB12	Sq. 1/2" x 20' 16g
TB58	Sq. 5/8" x 20' 16g
TB34	Sq. 3/4" x 20' 16g
TB1	Sq. 1" x 20' 16g
TB114	Sq. 1-1/4" x 20' 16g
TB112	Sq. 1-1/2" x 20' 16g
TB2	Sq. 2" x 20' 16g
TB1121	1-1/2" x 1" x 20' 16g
TB21	2" x 1" x 20' 16g
TB3	Sq. 3" x 20' 16g
TB12-1	1/2" x 1" x 20' 16g
TB12-112	1/2" x 1-1/2" x 16g
TB112	Sq. 1-1/2" x 20' 14g
TB2	Sq. 2" x 20' 14g
TB32	3" x 2" x 20' 14g
TB3	Sq. 3" x 20' 14g
TB42	4" x 2" x 20' 14g


STEEL TUBING



PRIME STEEL SHEET METAL
SM48 4' X 8' 22Ga., 20Ga.



PERFORATED SHEET METAL
SS3716 3' X 7' 1/16" 3/32"
SS4716 4' X 7' 24Ga.



EXPANDED SHEET METAL
CODE SIZE
EM48 4' X 8'
16 Ga. Diamond: 1/2"



TF114-8



TB58-5



FE840



FE732



HE12



MH12



SQ12